



Year 11 Study Skills

# IT WORKS!

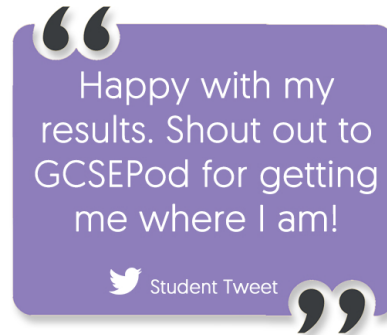
GCSEPod could seriously improve your grades

[www.gcsepod.com](http://www.gcsepod.com)



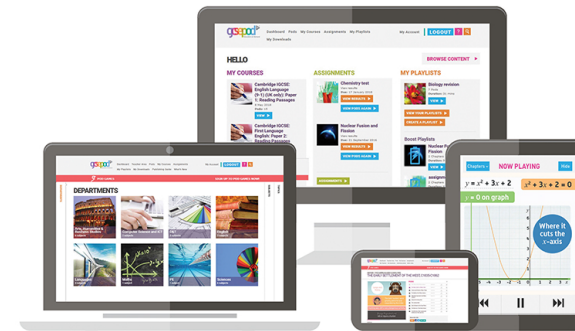
# HELP YOUR RESULTS SOAR!

We've invested in GCSEPod to help you reach your goals.  
Join the hundreds of thousands of students using GCSEPod for  
revision, independent learning and homework today.



## How to login:

- 1) Go to [www.gcsepod.com](http://www.gcsepod.com) and click LOGIN
- 2) Click NEW HERE? GET STARTED!
- 3) Enter your name, date of birth and the name of your school
- 4) Create a username and password



DON'T FORGET, THE GCSEPOD APP IS AVAILABLE  
TO DOWNLOAD FREE FOR APPLE AND ANDROID DEVICES!

# GCSEPod – Creating **LIGHTBULB** moments



# Don't just take our word for it...

“

The GCSEPod service is awesome! It is both fun and engaging and absolutely more enjoyable revising using it rather than the textbook. It touches on various important aspects of the subject and maximizes one's success at examinations. It played an important role in helping me achieve A\*. I would definitely recommend students to use it.

**Ahlam Rafeek, International Student**

”



“ There is phenomenal evidence to show a clear correlation between students’ academic progress and the time they spent on GCSEPod; the top 10 users of GCSEPod achieved a whole grade higher than that expected in every subject. WOW!

**David Pohl, Deputy Head Teacher  
Yardleys School**

”

“

GCSEPod has allowed me to multitask while learning, in addition to the method of presentation itself which actually brought information on a silver platter.  
GCSEPod is, by far, flawless.

Student

”



# Don't delay – Start today!

Just 10 minute chunks have a proven impact on results.





## Break out of your comfort zone

Are you stuck always revising and learning in the same way? Try something new and see if you can feel the difference.

## Create a routine

Think about when you could use GCSEPod. On the bus? Walking home from school? Turn those wasted minutes into effective learning time.

## Learn actively

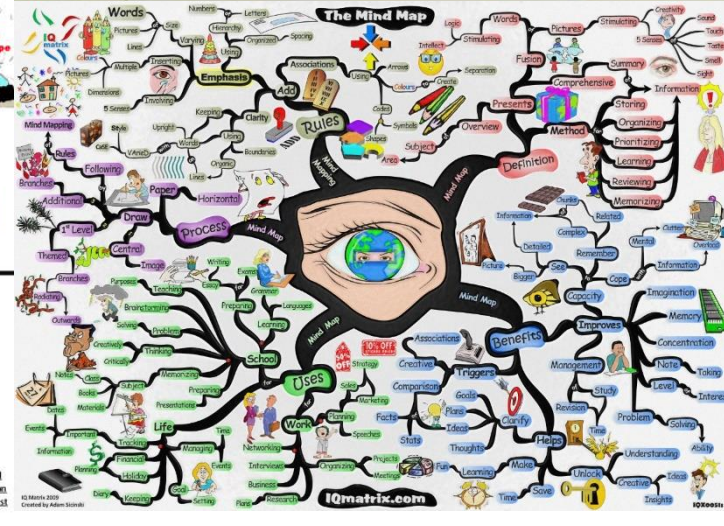
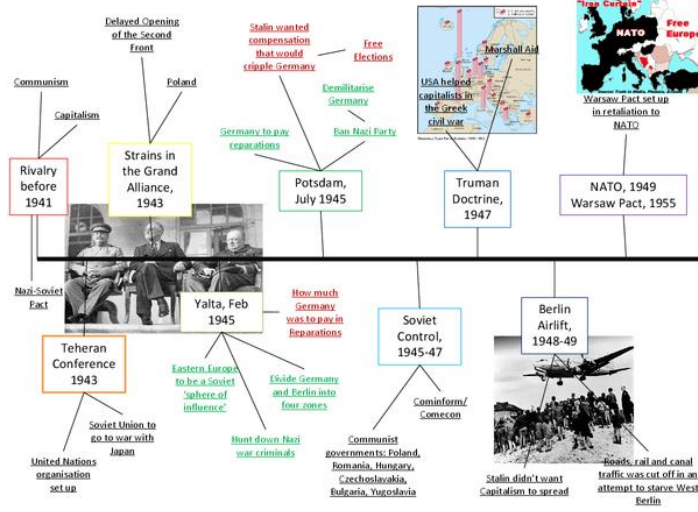
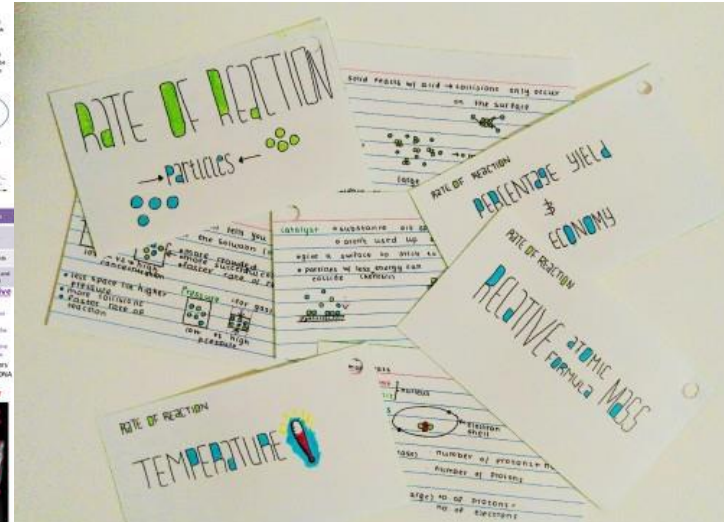
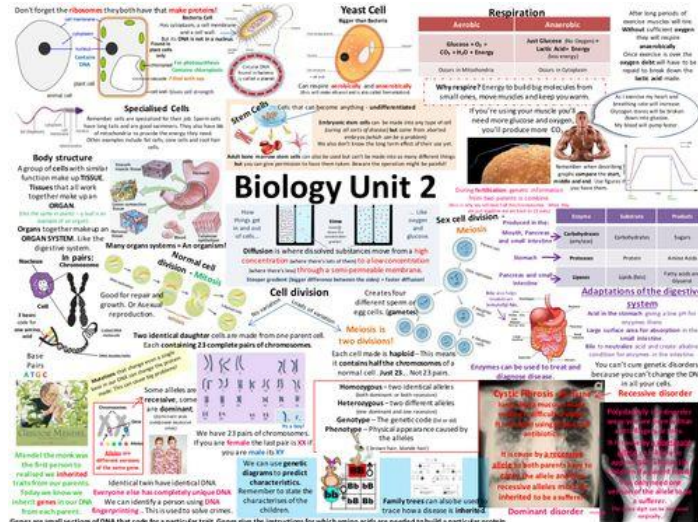
Watch a Pod and completing active tasks. Actively learning can help you remember more information longer and faster.



# Watching a GCSEPod video combines seeing, doing and listening



# Try some of these Active Learning Techniques



- Mind Mapping
- Flash Cards
- Create a Quiz
- Create Timelines

- Summary Posters
- Past Papers
- Mnemonics



# TIPS FROM FELLOW STUDENTS

We asked your fellow students what helps them to revise for their exams. Here's what they said.



①

## PAGE YOURSELF

Try not to revise everything at once. Give your mind time to take in what it is you are revising.

③

## ORGANISE WORKLOADS

Organise your time properly by creating a timetable of subjects to revise. Don't forget to include suitable breaks.

⑤

## USE SUMMARY PODS

For short bursts of revision, the Summary Pods are a great way to help you remember the key pieces of information.

②

## SET GOALS

Whether you set yourself a time goal or an amount of work to complete, it is important to challenge yourself.

④

## DON'T LEAVE IT UNTIL THE LAST MINUTE

Leaving revision until the last minute will add unnecessary stress to your workload. Start sooner rather than later.

⑥

## NO LATE NIGHTS

Don't start revision late at night. Make sure you have a good sleep of between 7-9 hours every night, helping you to have a relaxed and well-rested mind and body.



Tackle GCSE's with confidence and join the 300,000+ students across the world using GCSEPod!

**11,100,000** Pods watched 17/18 academic year!

**44,400,000** minutes of learning!



# Not Activated Yet?



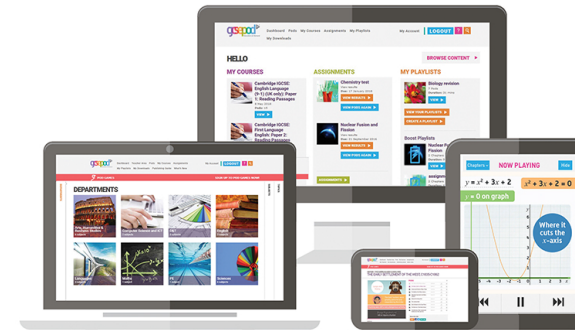
# HELP YOUR RESULTS SOAR!

We've invested in GCSEPod to help you reach your goals.  
Join the hundreds of thousands of students using GCSEPod for  
revision, independent learning and homework today.



## How to login:

- 1) Go to [www.gcsepod.com](http://www.gcsepod.com) and click LOGIN
- 2) Click NEW HERE? GET STARTED!
- 3) Enter your name, date of birth and the name of your school
- 4) Create a username and password



DON'T FORGET, THE GCSEPOD APP IS AVAILABLE  
TO DOWNLOAD FREE FOR APPLE AND ANDROID DEVICES!

# Maths GCSE 2018/19 Mr Clarke

EXCELLENCE DEDICATION AMBITION INTEGRITY TRADITION



# Overview

- 3 papers (1 non-calc & 2 calc 1.5 hours each)
- Foundation grade 1-5
- Higher grade 3-9
- **Number, Algebra, Ratio, Geometry, Statistics**
- 3 papers are a mix of all 4 areas

**Foundation/Higher  
Long/One Minute Revision Grade 1 - 9  
Grade Based  
Topic Based  
AO1 Worksheet + detailed answers!**

<https://www.vle.mathswatch.com/>

USERNAME: BloggsJ@smiths-wood (If your name is JoeBloggs)

PASSWORD: SWSC 17 (Must be capitals)

# Year 11 Higher Topics



Grade 3	Clip No			
Properties of Special Triangles	122			
Angle Sum of Polygon	123			
Bearings	124			
Experimental Probabilities	125			
Possible Spaces	126			
Venn Diagrams	127			
Pie Charts	128			
Scatter Diagrams	129			
Averages From a Table	130			
Grade 4	Clip No			
Index Notation	131			
Introduction to Bounds	132			
Midpoint of a Line on a Graph	133			
Expanding & Simplifying Brackets	134			
Solving Equations	135			
Rearranging Simple Formulae	136			
Forming Formulae & Equations	137			

# GCSE Revision Topics

- **MathsWatch**
- **Check List**
- **HWK: Many Past Papers have clip numbers**
- **Past Papers (internet) & Solutions (Youtube)**
  - Youtube: maths gcse 9-1 edexcel higher/foundation
- **Revision Guides (CGP)**

# In School Support

- **Evenings 3-4pm**
- **Saturday and Holidays**

## Parent/Child

- **Teach you a Topic**
- **Explain the answer**
- **Look for Steps**
- **Compile Revision Cards**
- **Revamp Plan**

# Achieving Your Potential!!

- Hard Work
- Build Confidence...
- Believe you CAN.

# English GCSE 2018/19

## Mrs Corrigan

EXCELLENCE DEDICATION AMBITION INTEGRITY TRADITION



# Welcome

- Changes to GCSE
- What this means for your child
- What will they be studying?
- What is the curve?
- What do the grades mean?
- How can you support your child?

# New GCSE

- The rigour and challenge of the new GCSE has been increased.
- Students will be presented with more difficult texts
- Exams are linear so happen at the end of year 11
- The grading system has changed
- There is a greater emphasis on SPaG

If you always do what  
you've always done

You'll always get what  
you've always got

# English Language

- 2 papers both assess reading and writing
- Paper 1 reading focus on literature texts
- Writing focus descriptive or narrative writing
- Paper 2 – reading – non fiction and literary non fiction
- Writing – to present a viewpoint
- Both 80 marks/ 50% of grade per paper
- 1hr 45 mins

# Spoken Language

- An individual presentation
- Filmed
- Separate endorsement – not part of overall grade
- Compulsory component of the course.

# English Literature

- Paper 1 – Shakespeare and 19<sup>th</sup> Century novel
- Texts – Macbeth,
- 19<sup>th</sup> Century novel – A Christmas Carol or Jekyll and Hyde
- Extract based questions
- CLOSED BOOK
- 64marks 40% of GCSE
- 1hr 45 minutes

# Paper 2

- Modern texts and poetry
- Modern prose or drama text
- An Inspector Calls
- Poetry 15 poem cluster from AQA anthology
- Unseen poetry set by the board on the day
- 96 marks – 60% of GCSE
- 2hrs 15 minutes

# How can you support your child?

- Ensure they have a quiet place to work
- Check that they are keeping up with tasks and revision
- Follow the department Twitter feed – it will have links and ideas along with information about exam dates etc  
@English SW
- Ensure your child attends ALL after school intervention sessions



# What we are doing to support you child

- Nightly drop in sessions with Academic Mentors
- Weekly intervention sessions
- Masterclasses – lunch or after school (announced on Twitter)
- Sessions with an AQA Principal examiner
- Trips, visits, speakers
- Homework – weekly, exam questions for revision
- Mocks – targeted marking

*You can have*  
**RESULTS**  
*or*  
**EXCUSES**  
*not both*

EXCELLENCE DEDICATION AMBITION INTEGRITY TRADITION

# Science GCSE 2018/19

## Mr Thorpe

EXCELLENCE DEDICATION AMBITION INTEGRITY TRADITION

# The 'AQA' Science Exams

- 100% Examined (No Coursework)
- Six Papers (2 Biology, 2 Chemistry, 2 Physics)
- Each Paper:
  - 1 h 15 mins
  - 70 Marks
  - 16.7% of GCSE Grade
  - Multiple choice, structured, closed short answer, and open response questions

# The 'AQA' Science Exams

- Students will need to memorise all equations, apart from:

1	(final velocity) <sup>2</sup> – (initial velocity) <sup>2</sup> = 2 × acceleration × distance	$v^2 - u^2 = 2 a s$
2	elastic potential energy = 0.5 × spring constant × (extension) <sup>2</sup>	$E_e = \frac{1}{2} k e^2$
3	change in thermal energy = mass × specific heat capacity × temperature change	$\Delta E = m c \Delta \theta$
4	period = $\frac{1}{\text{frequency}}$	$T = \frac{1}{f}$
5	<b>force on a conductor (at right angles to a magnetic field) carrying a current = magnetic flux density × current × length</b>	$F = B I l$
6	thermal energy for a change of state = mass × specific latent heat	$E = m L$
7	<b>potential difference across primary coil × current in primary coil = potential difference across secondary coil × current in secondary coil</b>	$V_p I_p = V_s I_s$

# Homework

## **Homework is important!**

Research shows a link between doing homework and achieving better results (DfE study).

Year 11 students are receiving exam questions in lessons to complete for homework

# Homework

## Why is homework important?

- Improves thinking and memory
- Encourages students to work independently and take responsibility for learning/time management
- Helps develop study skills useful throughout life
- Allows time to review and practice, applying skills to new problems

# Support

- Attend Year 11 intervention:  
**Thursdays 3:15pm with your classroom teacher**
- Ask the teacher for help!



# Planning Your Revision

- A clear timetable will help your focus
- Start as early as possible
- Know what you need to cover – lesson ‘checklists’
- Use all available resources
- Use the method which works best for you
- Revise more often in shorter sessions

# Use All Available Resources

- **AQA Website**
  - Specification
  - Past Paper Questions/Answers
- **Revision Sites**
  - e.g. 'BBC Bitesize'
- **Science Videos**
  - [freesciencelessons.co.uk](http://freesciencelessons.co.uk)
  - 'GCSEPod'

GCSE Physics Revision: Calculating current and potential difference

## Current

A current of 6 amperes flowed for 10 seconds.  
Calculate the total charge that flowed.

Charge (C)

Current (A)

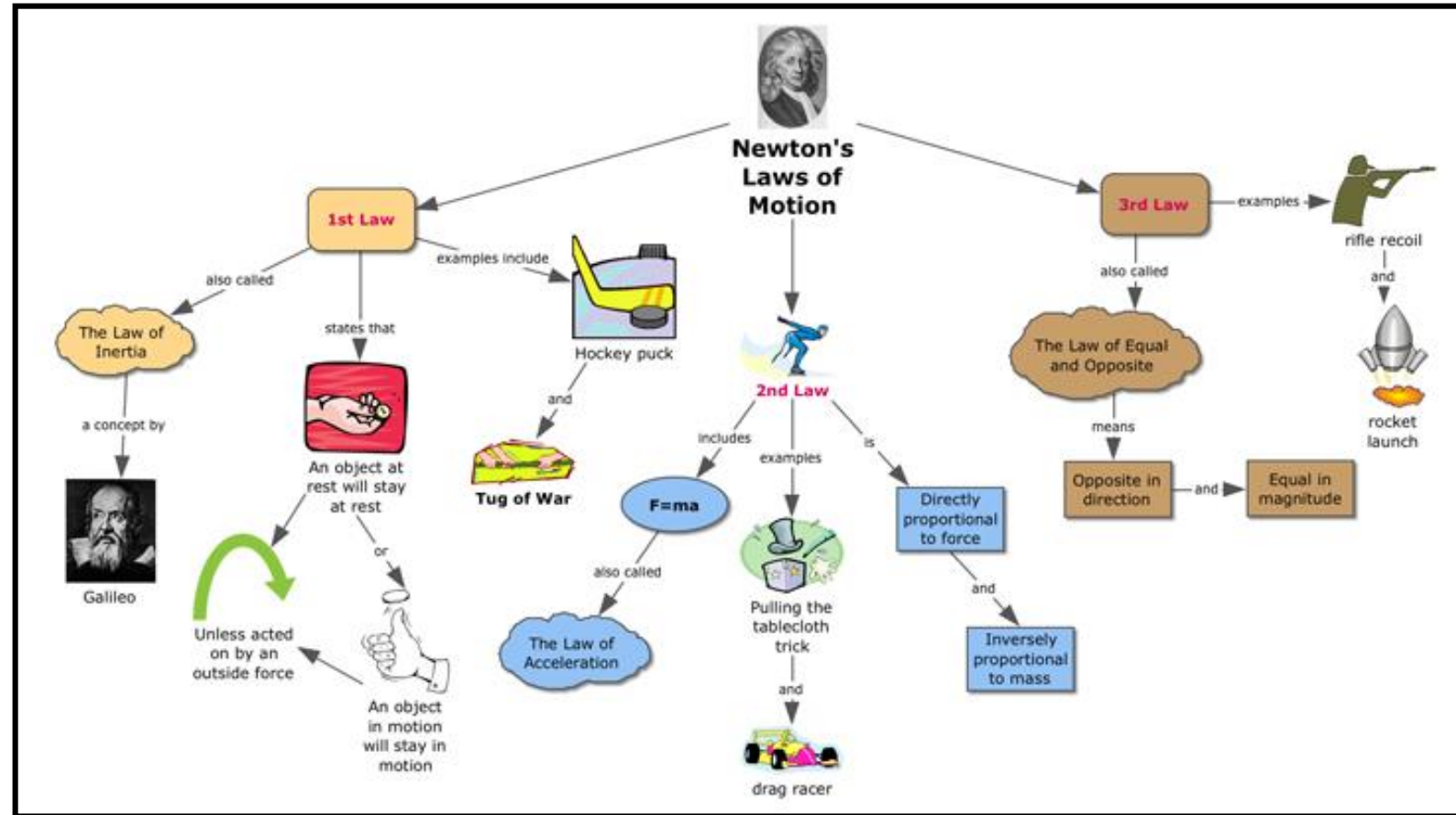
time (s)

$Q$

$I \times t$

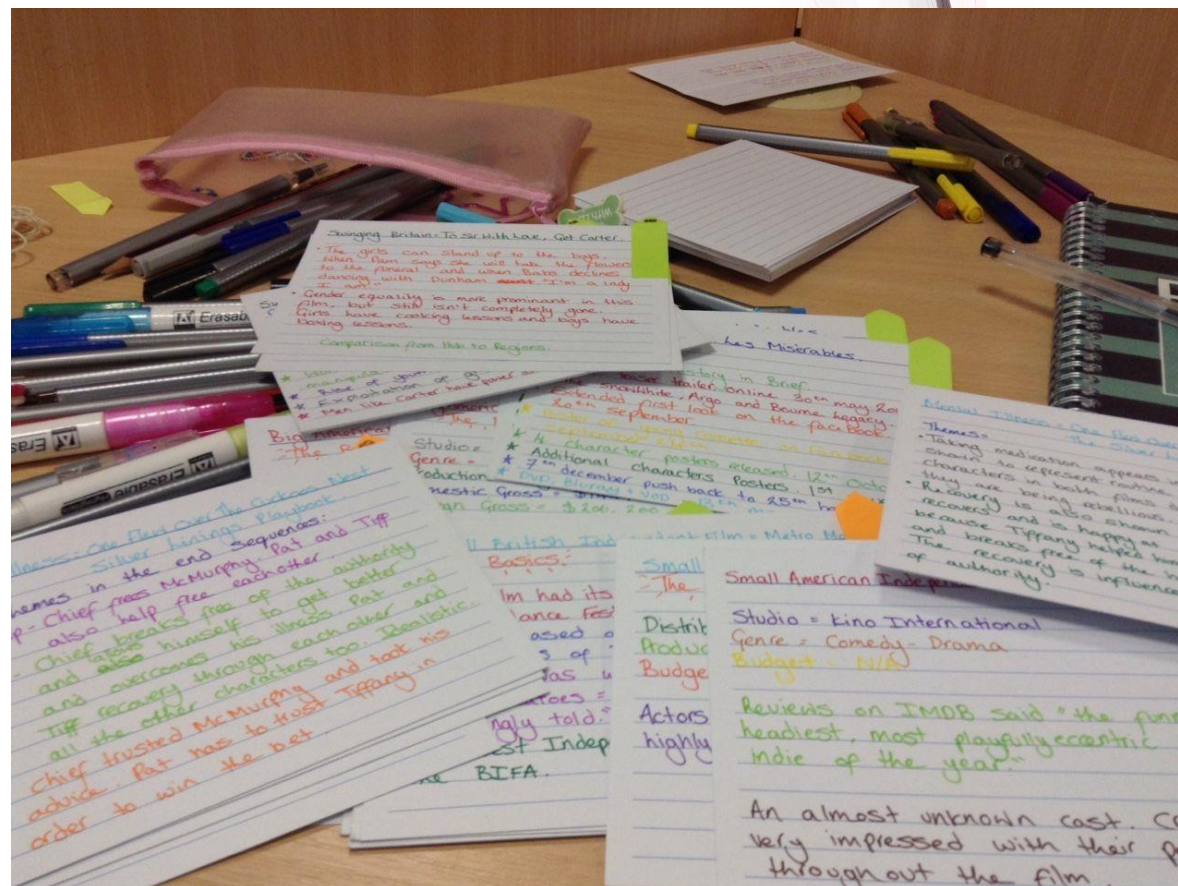
# Ways To Revise

- 'Mind Maps'



# Ways To Revise

- 'Flash Cards'
  - Questions/Answers
  - Summaries
  - Organising your revision



# Ways To Revise

- 'Post-It' Notes
- Digital Recordings
- Note-taking (summaries, not copying)
- **Past Paper Questions with Mark Schemes**
  - **Timed Conditions**
  - **Do questions as an exam**
  - **Don't stop to look things up**
  - **Use books to improve answers using mark scheme**



# Avoid Distractions





EXCELLENCE DEDICATION AMBITION INTEGRITY TRADITION

# HISTORY



AQQA





# Geography

- 3 exam papers – 100% exam
- NO COURSEWORK or CONTROLLED ASSESSMENT
- 2 x fieldwork (human & physical) with exam questions relating to them



# Geography

- Paper 1 = Physical Geography
- Paper 2 = Human Geography
- Paper 3 = Decision Making Exercise + Fieldwork

\*Paper 3 has a pre-release document prior to the exam



# Geography

- Revision of key knowledge for Paper 1 – physical geography is knowledge rich – use knowledge organisers
- Urban fieldwork will be completed before February half-term – all students need to attend. Further info before Oct half term



# 2 x Exam papers 1 hour 45 minutes

- Paper 1 = Understanding the modern world
- Paper 2 = Shaping the nation (British history)



**2 x Exam papers**  
**1 hour 45 minutes**

**Paper 1 = Understanding the modern world**

- Germany 1890 – 1945: Democracy & Dictatorship (to be studied in Year 11)
- Conflict & Tension: The First World War (Currently studying)



## **Paper 2 = Shaping the nation (British history)**

- Britain: Health & the people
  - Norman England: 1066 – 1100
- \*\*Including a site study of Pevensey Castle\*\***



# Key focus at home

- Homework booklets on Norman England (a key make or break topic in the exam)
- Focus on revision from knowledge organisers and workbooks – KNOWLEDGE is key.

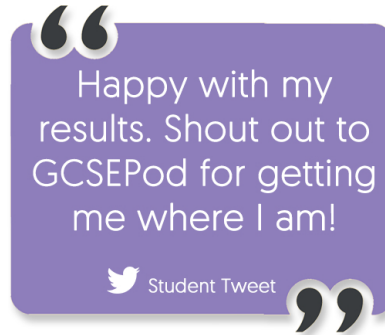


# Intervention and support evenings

- Mon: Maths (s band) Humanities (w band)
  - Tues: English
  - Wed: Maths (w band) Humanities (s band)
  - Thu: Science
- 
- You will be informed if your child does not attend!

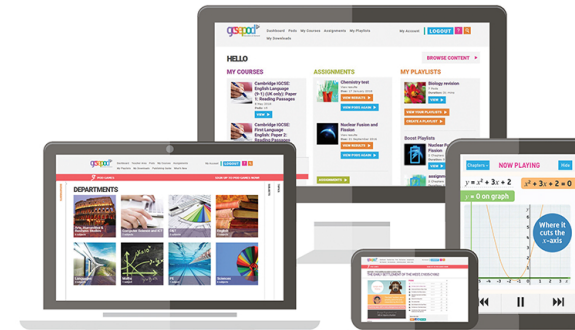
# HELP YOUR RESULTS SOAR!

We've invested in GCSEPod to help you reach your goals.  
Join the hundreds of thousands of students using GCSEPod for  
revision, independent learning and homework today.



## How to login:

- 1) Go to [www.gcsepod.com](http://www.gcsepod.com) and click LOGIN
- 2) Click NEW HERE? GET STARTED!
- 3) Enter your name, date of birth and the name of your school
- 4) Create a username and password



DON'T FORGET, THE GCSEPOD APP IS AVAILABLE  
TO DOWNLOAD FREE FOR APPLE AND ANDROID DEVICES!

# What I need from you ....

- Ensure your child has the GCSEPod app on their phone/tablet
- Encourage regular use of the app
- Enforce attendance at revision sessions
- Create a revision timetable with your child that suits your family
- Speak to the Year 11 team if you have any concerns