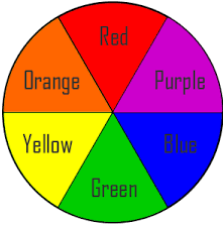





Home learning activities

Subject
Art
Year Group
Year 7
Unit of work / Knowledge organiser
Colour
Activities
<p>Select one of the following:</p> <div style="display: flex; align-items: center;">  <div style="margin-left: 20px;"> <p>Create a colour wheel from recycled materials (sweet wrappers, bottle top lids, magazines, crisp packets etc)</p> <p>OR</p> <p>Create a monochrome drawing. This is where the picture is tones of a single colour. (examples below)</p> <div style="display: flex; justify-content: space-around; margin-top: 10px;">    </div> </div> </div> <p style="text-align: center;">OR</p> <p>Watch this video and create a piece of work using part of the colour theory https://www.youtube.com/watch?v=kwZxjKrAs54</p>
On plain paper.
<p>What to do if you finish the work? (Extension activity)</p>
<p>Create an observed drawing of your favourite object and add tone (this will be monochrome grey).</p>
<p>These websites might help:</p>
<p>If you are struggling with your work or if you have finished..</p>
<p>Please email your classroom teacher directly using the email list found in the Home Learning section of the website.</p>

